

SPOSgroup



Leading Retail Solutions

www.sposgroup.com

SPOS
Bunnings
Web Portal
Guide

webstore.sposgroup.com/Bunnings-Range/

Visit: webstore.sposgroup.com/Bunnings-Range/

- If you haven't already logged in – you will see no products and be presented with the page on the right.
- Click 'Login' to begin.

- Note: During the checkout process – if you remain idle for too long, the site will ask you to login again.

The screenshot shows the top portion of the SPOSGROUP website. At the top, a red navigation bar contains contact information for Australia (+61 2 8667 4600, sales@sposgroup.com) and New Zealand (+64 9 414 2210, sales@nzpos.co.nz), along with a 'SELECT COUNTRY:' dropdown menu currently set to 'Australia'. Below this is the 'spos' logo and a navigation menu with links for 'Register', 'Checkout', 'Cart', and 'Login'. A red arrow points to the 'Login' button. A search bar is located to the right of the navigation menu. The main content area features three columns: 'AUSTRALIA' with a map outline and contact details (Unit 4, 17 Stanton Road, Seven Hills, NSW 2147, Australia; Phone: +61 2 8667 4600; Fax: +61 2 8667 4699); 'NEW ZEALAND' with a map outline and contact details (Unit 1, 7 Henry Rose Place, Albany, Auckland 0632; Phone: +64 9 414 2210; Fax: +64 9 414 2219); and 'SPOSGROUP Group of Companies' with logos for SPOSGROUP, Healey, and spos.

Login

- Your account has already been setup using your store email.
- Be sure to **only** use the **Returning customer** fields.
- Your password will be sent to you – if you need to reset your password, follow the ‘Forgot password?’ prompts, or contact SPOS at bunnings@sposgroup.com
- Note: During the checkout process – if you remain idle for too long, the site will ask you to login again.

The screenshot shows the SPOS website's login page. At the top, there is a red navigation bar with contact information for Australia and New Zealand, a 'SELECT COUNTRY' dropdown set to 'Australia', and the SPOS logo. Below the navigation bar, there are links for 'Home', 'Catalogue', 'FlexRoller™', 'Contacts and Legals', and 'iCandy', along with a search bar. The main content area is titled 'Sign In' and is divided into two sections: 'Returning customer' and 'New Customer'. The 'Returning customer' section is circled in red and contains a form with fields for 'Email Address (required)' and 'Password (required)', a 'Sign In' button, and a 'Forgot password?' link. The 'New Customer' section is crossed out with a large red X and contains a form with fields for 'First Name (required)', 'Last Name (required)', 'Company (optional)', 'Email Address (required)', 'Password (required)', and 'Re-Enter Password (required)', along with a checkbox for 'Yes, Please sign me up for SPOS Retail Webstore exclusive offers and promotions'.

Choose your products for purchase.

- Once you have successfully logged in – you will be presented with the ‘Bunning Range’.
- Click a product to begin adding it to your shopping cart.
- If you navigate away from this page, and need to return, click the ‘Bunnings Range’ link at the top of the page.
- You can select ‘My Account’ to review existing or past orders.

The screenshot displays the Spos website's product selection page for the 'Bunnings Range'. At the top, there is a red navigation bar with contact information for Australia and New Zealand, a 'SELECT COUNTRY' dropdown set to 'Australia', and the Spos logo. Below the navigation bar, a red banner contains the text 'You can click my account to review existing/past orders' with a 'My Account' button highlighted by a red box. To the right of this banner are links for 'Checkout', 'Cart', and 'Logout'. Below the banner is a navigation menu with 'Home', 'Catalogue', 'FlexRoller™', 'Contacts and Legals', 'iCandy', and 'Bunnings Range' (the latter highlighted with a red box). A search bar is located to the right of the navigation menu. Below the navigation menu, a red banner contains the text 'Click here to return to this range.' with a red arrow pointing to the 'Bunnings Range' link in the navigation menu. The main content area is titled 'Bunnings Range' and includes a breadcrumb trail 'Client Portal » Bunnings Range'. Below the title, there are four product cards, each with a product image, a code, a description, and a price. The first card is for 'A022 Single Scanner Hook 225mm (9")' with a price of \$0.61. The second card is for 'A023 (MOQ x50) Single Scanner Hook, 150mm (6")' with a price of \$1.19. The third card is for 'A024 Double Scanner Hook 225mm (9")' with a price of \$0.82; this card is highlighted with a red box and contains the text 'Click to choose a product to add to your cart.' with a red arrow pointing to the product image. The fourth card is for 'A163 225mm FLIP SCAN HOOK WITH SWING TAB-VIP26-0050' with a price of \$0.84. Below the product cards, there are four more product images showing different views and details of the scanner hooks.

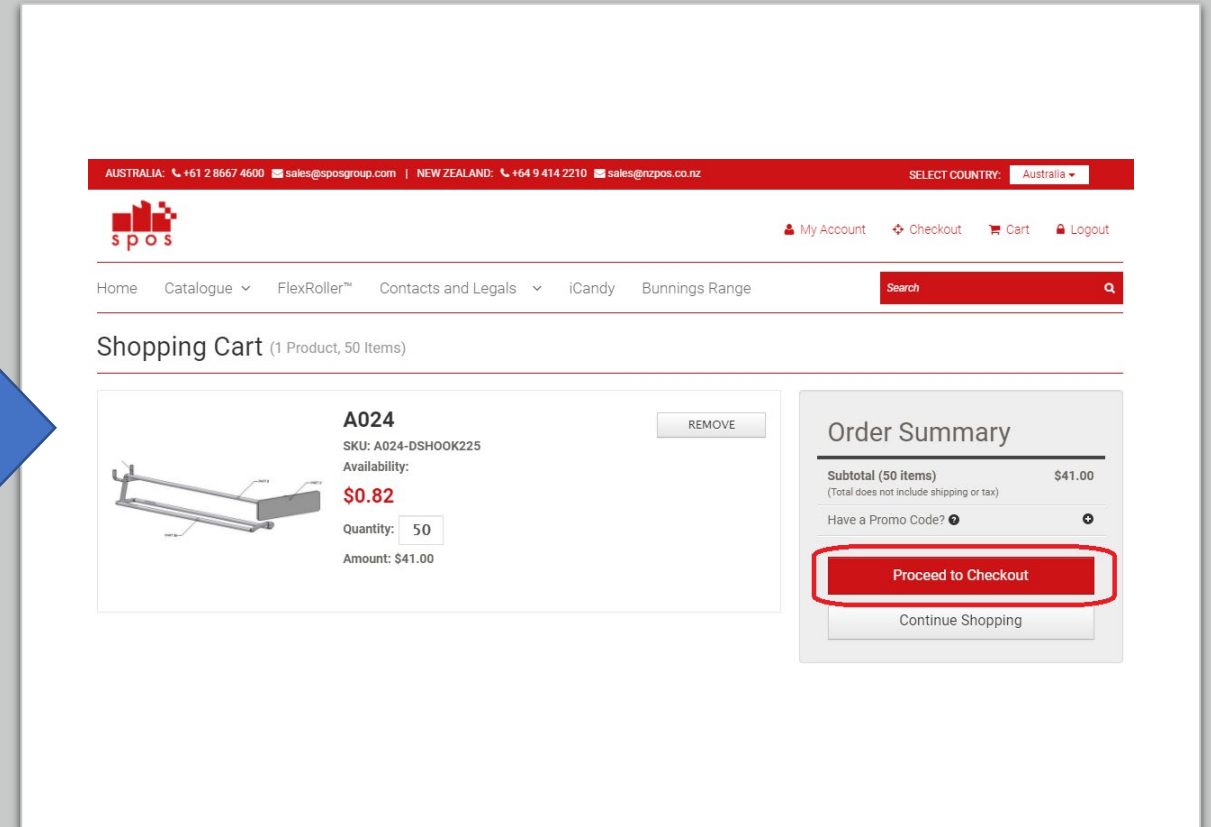

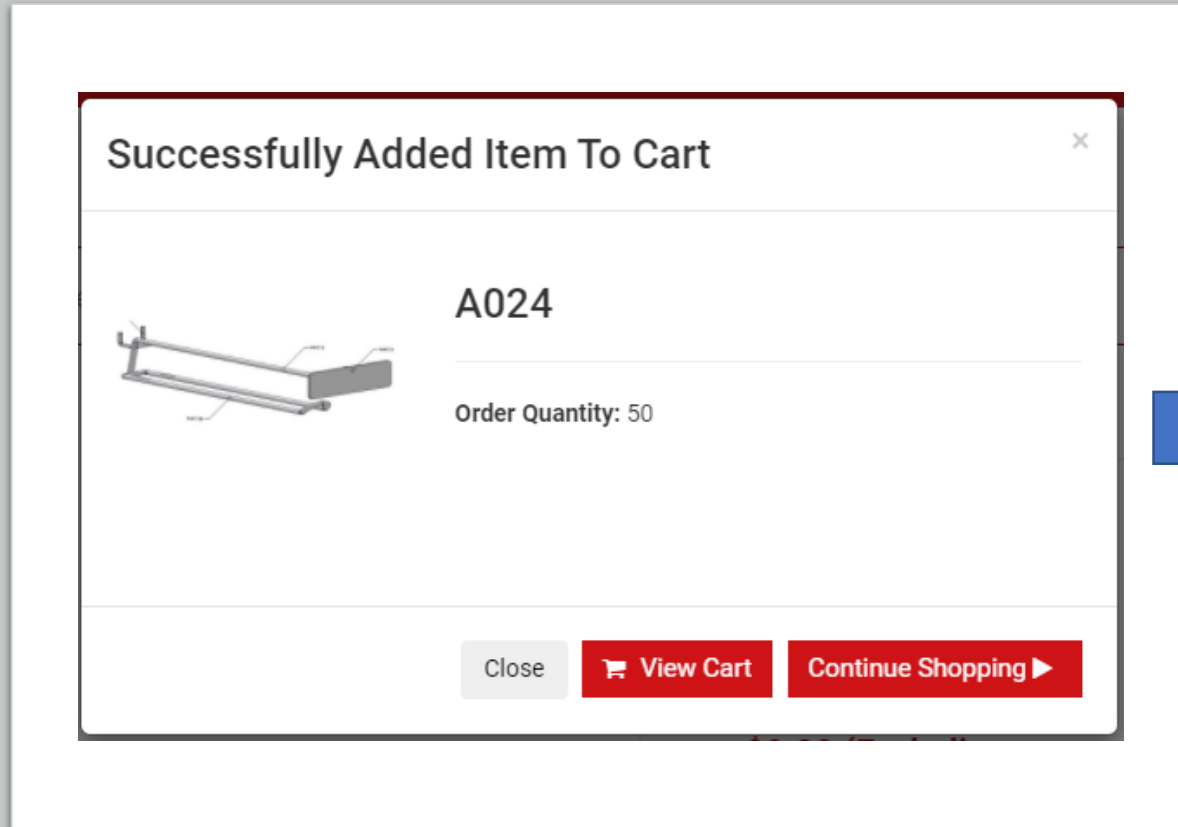
Adding to Cart

- Once you've clicked through to a product, note the Minimum/Multiple box quantities, and be sure to enter the correct quantities you need, in the multiple of the box size.
- The system won't let you enter less than this multiple.
- After typing your required quantity in the **Quantity** box, then click "**Add to Cart**".

The screenshot shows the SPOS website interface. At the top, there is a red navigation bar with contact information for Australia and New Zealand, and a 'SELECT COUNTRY' dropdown menu set to 'Australia'. Below this is the SPOS logo and navigation links for 'My Account', 'Checkout', 'Cart', and 'Logout'. A secondary navigation bar includes 'Home', 'Catalogue', 'FlexRoller™', 'Contacts and Legals', 'iCandy', and 'Bunnings Range', along with a search bar. The breadcrumb trail reads 'Client Portal » Bunnings Range » A024'. The main content area features a 3D technical drawing of a double scanner hook assembly with labels 'PART 2a', 'PART 2', and 'PART 3'. To the right of the image, the product details are displayed: 'A024', 'SKU: A024-DSHOOK225', and 'Availability: In Stock'. The price is '\$0.82 (Excluding GST)'. A 'Quantity' input field contains the number '50', and a red 'ADD TO CART' button is positioned to its right. Below the price, the code 'A024' and description 'Double Scanner Hook 225mm (9")' are shown, along with the pricing note 'Pricing: Per Hook'. A red-bordered box at the bottom of the product details states 'Available in boxes of: 50'.

Finalise your Cart

- If that's all you're purchasing for now. Click '**View Cart**'
- Otherwise, click '**Continue Shopping**' or 'Close'
- Once you are viewing your cart, you can click '**Proceed to Checkout**' to finalise your purchase.



Checkout

- Once you arrive at the checkout, be sure to scroll down and fill all the required fields.

The screenshot shows the Spos checkout page. At the top, there is a red navigation bar with contact information for Australia and New Zealand, and a 'SELECT COUNTRY' dropdown set to 'Australia'. Below this is the Spos logo and navigation links for 'My Account', 'Checkout', 'Cart', and 'Logout'. A secondary navigation bar includes 'Home', 'Catalogue', 'FlexRoller™', 'Contacts and Legals', 'iCandy', and 'Bunnings Range', along with a search bar.

The main content area is titled 'Checkout' and is divided into two main sections: 'Enter Shipping Address' and 'Payment Method'. The 'Enter Shipping Address' section contains a placeholder box for the delivery address, a red-bordered box around the 'Edit Address' and 'Change address' links, and the text 'Make changes if required.' Below this, the 'Payment Method' section is visible, showing 'Pay With:' options for 'Credit / Debit Card' and 'Invoice', and a table for 'Terms' and 'Available Balance'.

On the right side, the 'Order Summary' section displays the cart items: 'A024 Qty: 50' for \$41.00, with a total of \$0.82. Below this, a table shows the 'Subtotal (50 items)' at \$41.00, 'Shipping' at \$0.00, and 'Tax' at \$4.10, resulting in a 'Total' of \$45.10. A red 'PLACE ORDER' button is prominently displayed.

Annotations include a red arrow pointing downwards with the text 'Scroll down and complete all sections' and a red box around the 'Edit Address' and 'Change address' links with the text 'Make changes if required.'

Checkout Fields

- **Payment Method**
 - Bunnings stores will all be able to place orders on Invoice Terms using a '**Purchase Order #**', no credit card is required.
 - Be sure to enter your approved Purchase Order # in this field.
- **Choose Delivery Method**
 - Select the displayed Delivery Option
- **Order Approved By Team Member From Store**
 - Enter the **First Name** and **Last name** of the staff member from your store who approved the purchase.
- Once you have finished with all these fields, select 'Place Order' at the top of the page to send your order to SPOS.

Payment Method


Pay With: **Select Invoice**

Credit / Debit Card Invoice

Terms Available Balance

Net 30 \$93,863.27

Purchase Order Number*

  Enter your valid and approved purchase order #

Choose Delivery Method

Delivery options:

Border Express (1-5 Days Del.): 14.28


Order Approved By Team Member From Store:

First Name *

Last Name *

Order Summary

Edit Cart

 **A024** \$41.00
Qty: 50
\$0.82

Subtotal (50 items) \$41.00

Shipping \$0.00

Tax \$4.10

Total \$45.10

PLACE ORDER

Your Order is Complete!

Your order has now been submitted to SPOS for Approval and Dispatch.

We will dispatch within 1-2 Business Days if stock is available, and the order has been placed appropriately

AUSTRALIA: +61 2 8667 4600 sales@sposgroup.com | NEW ZEALAND: +64 9 414 2210 sales@nzpos.co.nz

SELECT COUNTRY: Australia

spos

My Account Checkout Cart Logout

Home Catalogue FlexRoller™ Contacts and Legals iCandy Bunnings Range Search

Thank you for shopping with us!

Your order number is **881-Q343073**. Your Order Number

We received your order and will process it right away.

You will receive an email with this confirmation in a few minutes.

Continue shopping

Order Summary

Subtotal (50 items)	\$41.00
Shipping	\$14.28
Tax	\$4.10
Total	\$59.38

Billing Address

Euan Adams
BUNNINGSWAREHOUSE
Store Development -Finance
Ground Floor, 16-18 Cato St
HAWTHORN EAST Victoria 3123
Australia
02 8667 4652

Payment Type

Invoice: Terms Net 30
Purchase Number: 123456

Shipping Address

Euan Adams
BUNNINGSWAREHOUSE
Store Development -Finance
Ground Floor, 16-18 Cato St
HAWTHORN EAST Victoria 3123
Australia
02 8667 4652

Shipping Method

Border Express (1-5 Days Del.)